

Axiom Short Duration Bond Fund – Share Class HC USD(h)

Sub-fund of the Luxembourg SICAV : Axiom Lux

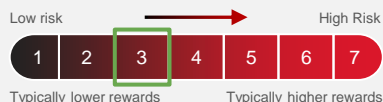
NAV & Monthly perf.

1389.0
1.14%

Assets Under Management

€ 414M

Risk and reward profile¹



SFDR



Asset manager

Axiom Alternative Investments

Legal structure

Luxembourg SICAV : Axiom Lux

Strategy inception date³

08/14/2015

Sub-fund inception date³

Absorption the 01/11/2019

ISIN Code

LU1876460228

Minimum subscription

1 share

Share class currency

USD

Management fees

1%

Entry charge

0% (2% max.)

Exit charge

0% (2% max.)

Performance fee

None

Type of share

Accumulation

Valuation frequency

Daily

Cut-off and settlement day

before 12.00 PM / 3 business days

Main risks

Credit risk, counterparty risk, liquidity risk (for more information please refer to the Fund's prospectus)

Investment objectives²

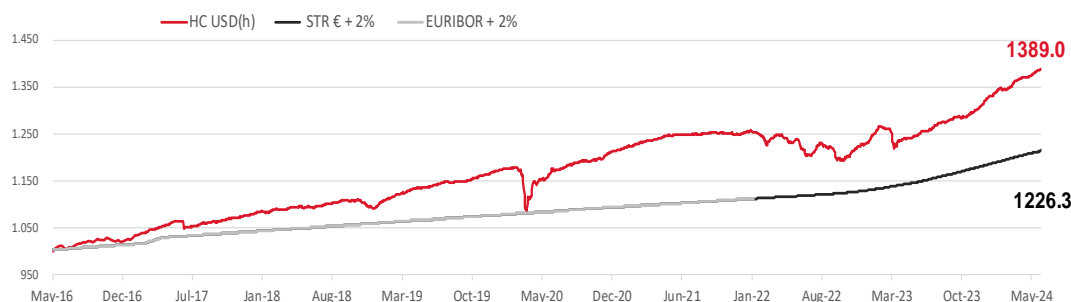
The objective of this Fund is to achieve, over a minimum 3-year investment horizon, a return net of management fees above the following benchmark: €STR capitalised⁴ +2%.

Historical performance

	Historical performance ⁶						
	2017	2018	2019	2020	2021	2022	2023
Axiom Short Duration HC USD	5.33%	1.41%	7.05%	3.89%	2.84%	-1.73%	8.08%
€STR capitalised +2%	1.68%	1.70%	1.66%	1.59%	1.46%	2.00%	5.33%

	Annualized Performance ⁶			Cumulated Performance ⁶					
	3 years	5 years	Inception	1 month	YTD	1 year	3 years	5 years	Inception
Axiom Short Duration - HC USD	3.69%	4.11%	3.81%	1.14%	4.41%	11.34%	11.49%	22.30%	38.90%
€STR capitalised +2%	3.56%	2.76%	2.31%	0.50%	2.50%	5.93%	11.07%	14.59%	22.26%

Net of fees performance since inception (base 1000)



Key metrics⁵

Number of positions	185	Yield to Maturity (in USD)	6.64%
Volatility 3 years	1.95%	Yield to Call (in USD)	6.39%
Volatility 1 year	0.99%	Modified duration	1.58
Sharpe ratio 5 years	1.67	Credit sensitivity	2.13
Sharpe ratio 3 years	2.11	Average rating by issuers (WARF)	A-
Spread	184 bps	Average rating by instruments (WARF)	BBB

Past performance is not indicative of future results

Source : Axiom Alternative Investments | The STR +2% index replaced the EURIBOR+2% as of the 2nd of December 2021. | ¹ Risk and reward profile represents the annual historical volatility of the sub-fund over a 5-year period. Historical data such as that used to calculate the synthetic indicator may not be a reliable indication of the Fund's future risk profile. The risk category associated with the Fund is not guaranteed and may change over time. The lowest risk category does not mean "risk free". The capital initially invested is not guaranteed | ² There is no guarantee that the investment objective will be achieved or that there will be a return on investment | ³ Fund created as a FCP under French law on 07/23/2009 before being absorbed by the SICAV Axiom Lux under Luxembourg law on 01/25/2019 | ⁴ More information about the indexes: https://www.ecb.europa.eu/stats/financial_markets_and_interest_rates/euro_short-term_rate/html/index.en.html | ⁵ Yield to maturity, excluding cash, in all currencies. Yield to maturity is the rate of return on the portfolio assuming that the securities are not redeemed and held in perpetuity | ⁶ Net of fees performances



Monthly commentary



ADRIAN PATURLE

Risk assets rallied in May as US treasuries recouped some of their April losses. US growth and inflation surprised to the downside, while the opposite is true in Europe. The yield on US 10y treasuries ended the month 20 bps lower at 4.5%, while Bund yields were 3 bps higher at 2.61%. The Seniorfin tightened from 63 to 59 bps, not far from its all-time low.

Central banks have turned slightly more hawkish following a series of disappointing inflation prints. In the US, annualized core PCE and core services PCE are still trending above 3%. In Europe, there was an upside surprise in negotiated wages driven by Germany bonus payments. May core HICP rose to 2.9%, with the services component reaching 4.1%. Overall, though wages are moderating, there is little evidence that inflation is reverting to 2%.

Primary markets remained buoyant. The fund participated in NordLB's Tier 2 bond at 5.625% and Grenke's senior bond at 5.75%. This enabled us to reinvest the numerous repayments made by insurance legacies such as Achmea and Groupama.

The reassuring results of German CRE specialists such as Deutsche Pfandbriefbank and Aareal have benefited their bonds, which are back to their levels of the start of the year.

These examples do not constitute an investment recommendation



Portfolio management and research team



David BENAMOU
Managing Partner
Chief Investment Officer



Jérôme LEGRAS
Managing Partner
Research director



Antonio ROMAN
Partner
Portfolio Manager



Adrian PATURLE
Managing Partner
Portfolio manager



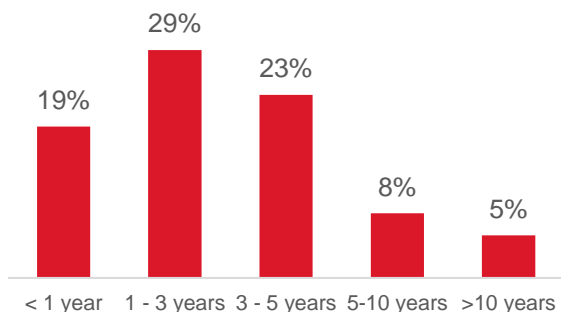
Paul GAGEY
Portfolio Manager



Laura RAMIREZ
ESG Analyst

Portfolio breakdown (in % of assets)

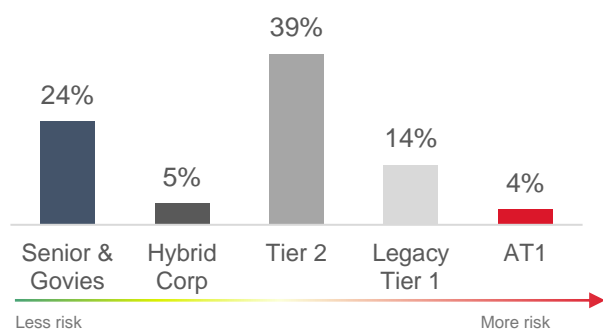
Breakdown by maturity¹



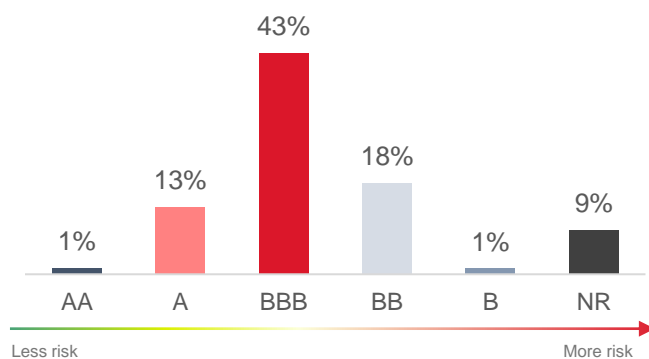
Top 5 issuers¹

CNP ASSURANCES	3.06%
OTP BANK NYRT	2.24%
AXA SA	1.99%
UNICREDIT SPA	1.89%
SAXO BANK	1.82%

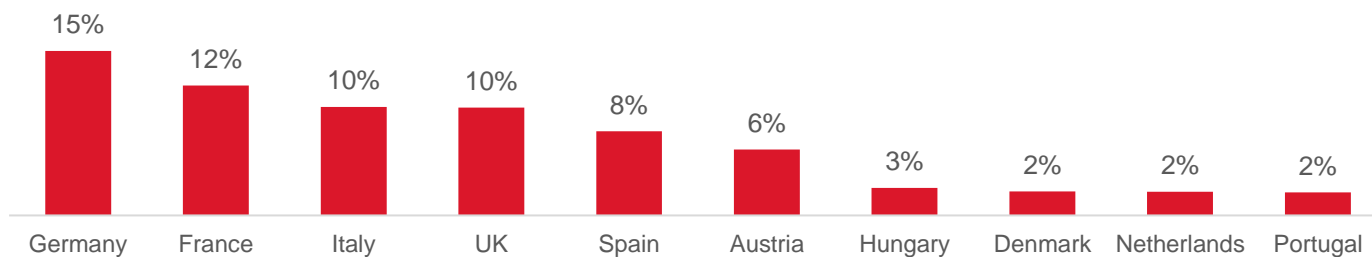
Breakdown by subordination¹



Breakdown by rating¹



Breakdown by country¹



Glossary

Debt subordination	The general principle is that when there is not enough money to pay all the debts, the subordinated debt will be paid after the other debts.
Tier 1	These securities do not have priority in the event of liquidation, they do not have a maturity date, their coupon is optional and cannot be accumulated. They are the riskiest debt securities and therefore offer some of the highest returns.
Legacy bonds	Hybrid debt that was eligible as regulatory capital under Basel 1 or Basel 2 and that is not eligible under Basel 3.
Contingent convertible (Coco)	Securities that can be converted into shares under certain circumstances, usually when a solvency ratio threshold has been crossed.

More information on our climate approach is available upon request.

This promotional document is a simplified presentation tool and does not constitute either a subscription offer or investment advice. This document may not be reproduced, distributed or communicated, in whole or in part, without the prior authorization of the management company. Access to the products and services presented may be subject to restrictions for certain persons or countries. The tax treatment depends on the situation of each individual. The DICI must be transmitted to the subscriber prior to each subscription. For complete information on the strategic orientations, the execution policy and all fees, please read the prospectus, the DICI and other regulatory information available on our website www.axiom-ai.com or free of charge on request from the registered office of the management company. Sub-fund of AXIOM LUX, an open-ended investment company with variable capital governed by the laws of The Duchy of Luxemburg and authorized by the financial regulator (the CSSF) as a UCITS. The prospectus for Switzerland, the Key Investor Information Document, the semi-annual and annual reports and other information can be obtained free of charge from the Swiss representative and the payment office of the fund : CACEIS (Switzerland) SA, SA, Route de Signy 35, CH-1260 Nyon. The payment service for Switzerland is CACEIS Bank, Montrouge, branch of Nyon/Suisse, Route de Signy 35, CH-1260 Nyon. CACEIS Germany acts as information agent on behalf of [ASDBF] in the Federal Republic of Germany (the "German Information Agent"). The German Information Agent has its registered office at the following address: CACEIS Bank S.A., Germany Branch, Lilienthalallee 36, 80939 Munich, Germany. Some of the UCIs in the Fund may not be marketable in Belgium. We therefore recommend that Belgian clients check with their investment adviser on how to subscribe to the Fund. Source : Axiom Alternative Investments | ¹ Analysis calculated on the scope of interest rate instruments; Fixed income securities only.

Our ESG and climate approach

Methodology

Our selection of holdings takes into account the following ESG criteria:

- **Exclusion policy** : determines the exclusions we make due to proven controversies, and sectoral or thematic restrictions.
- **ACRS - Axiom Climate Readiness Score** : Our proprietary tool devised to analyze the climate readiness and impact of issuers.
- **ESG database**: ESG performance analysis of the companies and their rating.

Our climate approach

The fund takes into account the climate performance of banks and insurers in the following aspects

Corporate Engagement

Determines the degree of priority given to climate change by the company's top management, its climate strategy and objectives, and the degree of transparency

Climate Risk and Opportunities

Evaluates the processes implemented and tools used to identify, measure and mitigate exposure to climate-related risks, as well as its approach to seizing the opportunities of the energy transition.

Climate Contribution

Assesses the share of the issuer's investments and/or loans in companies or financial instruments that contribute to the transition. In the case of banks, the implied temperature increase of the corporate loan portfolio is calculated.

ESG Key metrics

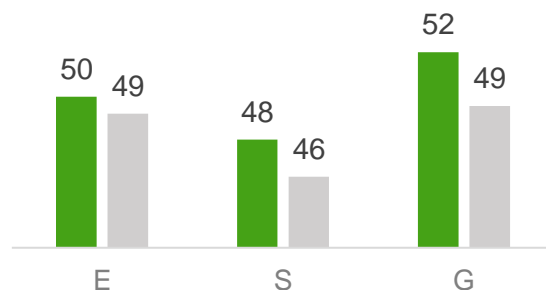
■ Axiom Short Duration Bond Fund ■ Investment universe

Key metrics

	AXIOM SHORT DURATION BOND		Universe	
	Average	Issuer coverage	Average	Issuer coverage
ACRS	42%	47	42%	76
°C	2.7	71	2.8	96
ESG	50	85	48	628

The ACRS, implied temperature (°C) and ESG scores represent 42%, 63% and 75% of the fund's assets respectively (index & derivatives excluded).

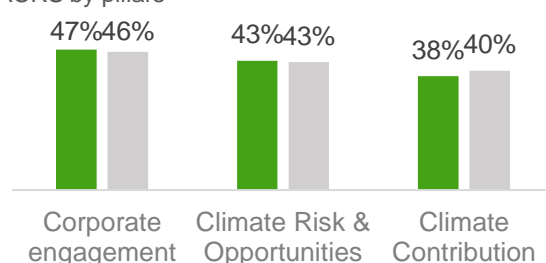
ESG average ratings



Top 5 holdings by ACRS

	ACRS	ESG	ITR
COMMERZBANK AG	53%	54	2.7
AXA SA	52%	81	3.6
STANDARD CHARTERED PLC	51%	46	2.9
BBVA	50%	84	2.7
HAMBURG COMMERCIAL BANK	49%	N/A	2.4

ACRS by pillars



More information on our climate approach is available upon request.

Source: Axiom Alternative Investments based on data from S&P Market Intelligence, Iceberg datalab, internal research | The estimates presented here cannot be compared to other ESG or climate funds as they are based on a proprietary methodology developed by Axiom Alternative Investments. Our methodology relies on third-party data from ESG/Climate data providers that may contain inaccurate or incomplete data. In the event of insufficient data, these providers may resort to estimates and approximations using internal methodologies that may be subjective. As we rely on this data for our investment decisions, such uncertainty can negatively impact portfolio performance.

The icon consists of a square with a smaller square inside, positioned at the top-left corner.

Main risks

Risk of loss of capital: the sub-funds do not offer any protection or guarantee. As a result, investors may not be able to fully recover their initial investment.

Operational risk: the risk of losses resulting from inadequate or failed internal processes, people, systems or external events. The occurrence of these risks may cause the net asset value of the fund to fall

Currency risk: as some of the assets may be denominated in currencies other than the reference currency, the sub-fund may be affected by changes in exchange controls or in the exchange rates between the reference currency and these other currencies. For this reason, the sub-fund will systematically hedge against this risk. However, a residual risk remains. These exchange rate fluctuations may cause the net asset value of the sub-fund to fall.

Credit risk: this risk arises from the possibility that an issuer of bonds or debt securities may not be able to honour its payment obligations, i.e. the payment of coupons and/or the repayment of capital at maturity. Such a default may result in a decrease in the net asset value of the sub-fund (including total return swaps or DPSs). This also includes the risk of a downgrade of the issuer's credit rating.

Counterparty risk: A sub-fund that invests in OTC derivatives may be exposed to the risk arising from the creditworthiness of its counterparties and their ability to meet the terms of such contracts. The sub-fund may enter into forward contracts, options and swaps, including CDS, or use derivative techniques, which involves the risk that the counterparty may not meet its obligations under each contract.

Exchange rate: Any investment in equities may involve directly or indirectly an exchange rate risk. While the net asset value of the sub-fund is calculated in its reference currency, the performance of an underlying asset or its components denominated in a currency other than the reference currency will also depend on the exchange rate of that currency. Similarly, the currency other than the reference currency in which an asset of the sub-fund is denominated implies a currency risk for the sub-fund.

Liquidity risk: risk arising from the difficulty or impossibility of selling securities held in the portfolio when necessary and at the price at which the portfolio is valued, due to the limited size of the market or insufficient trading volumes on the market where these securities are usually traded. The realisation of this risk may result in a decrease in the net asset value of the sub-fund.

Use of derivatives: If a sub-fund whose performance is linked to an underlying asset frequently invests in derivatives or securities other than the underlying asset, derivative techniques will be used to link the value of the shares to the performance of the underlying asset. While the prudent use of such derivative techniques may be beneficial, derivatives also involve risks which in some cases may be greater than the risks associated with more traditional instruments. Transaction costs may be associated with the use of such derivatives.

Climate/ESG data risk: The Management Company's ESG integration process relies on third party data from climate/ESG data providers. Data providers may apply different models and use different sources of information, which may contain inaccurate, incomplete or unaudited data. In addition, where data is insufficient, data providers may use internal methods to produce subjective estimates and approximations. Similarly, the Management Company conducts qualitative analysis based on self-reported information, which is generally not audited by a third party. As the portfolio manager bases its investment decisions on this data, this uncertainty in data collection may have a negative impact on the performance of the portfolio.